


Unlock Your Dream Career: Comprehensive Nurse Anesthesia School Interview Tips

Embarking on the journey to become a Certified Registered Nurse Anesthetist (CRNA) is an exhilarating yet daunting task. As you prepare your application, the Nurse Anesthesia School Interview looms as a critical milestone. With fierce competition, it's imperative to approach this interview with confidence, preparation, and a clear understanding of the expectations.

This comprehensive guide delves into the intricacies of the Nurse Anesthesia School Interview, providing insider tips and expert guidance to empower you with the knowledge and skills needed to succeed. From understanding the different types of interviews to crafting compelling responses, we've got you covered.



Tips For Surviving CRNA School: The CRNA Chase: Nurse Anesthesia School Interview Tips

★★★★★ 5 out of 5

Language : English
File size : 8529 KB
Text-to-Speech : Enabled
Screen Reader : Supported
Enhanced typesetting : Enabled
Lending : Enabled



Types of Nurse Anesthesia School Interviews

- **Panel Interview:** Conducted by a panel of faculty and staff, this format allows them to assess your communication skills, teamwork abilities, and overall fit for the program.
- **One-on-One Interview:** Involves an in-depth conversation with a single faculty member, offering an opportunity to delve into your motivation, qualifications, and research interests.
- **Virtual Interview:** Conducted via video conferencing, this format requires you to showcase your technical proficiency and adapt to a virtual setting.

Preparing for the Interview

1. **Research the School:** Familiarize yourself with the program's mission, values, and research focus. This demonstrates your interest and understanding of the institution.
2. **Review Your Application:** Refresh your memory on the information you provided in your application, focusing on the strengths that make you an ideal candidate.
3. **Practice Your Answers:** Prepare thoughtful responses to common interview questions related to your experience, motivation, and understanding of the profession.
4. **Dress Professionally:** First impressions matter. Choose appropriate attire that conveys confidence and respect for the interviewers.
5. **Bring Supporting Materials:** If applicable, consider bringing a portfolio or copies of research or presentations that showcase your skills and accomplishments.

During the Interview

- **Be Yourself, but Polished:** Showcase your authentic self while maintaining professionalism and composure.
- **Listen Actively:** Pay attention to the interviewer's questions and respond thoughtfully, demonstrating your comprehension and engagement.
- **Answer Questions Ethically:** Adhere to ethical guidelines and maintain confidentiality when discussing patient care or sensitive topics.
- **Ask Insightful Questions:** Show your interest in the program by asking thoughtful questions about the curriculum, research opportunities, or the role of CRNAs.
- **Be Respectful and Thankful:** Treat the interviewers with respect and express gratitude for their time and consideration.

Crafting Compelling Responses

Crafting compelling responses requires preparation and a thorough understanding of the profession. Here are tips to help you make a lasting impression:

1. **Use the STAR Method:** Structure your answers using the Situation, Task, Action, and Result format to provide context, demonstrate your skills, and quantify your impact.
2. **Highlight Your Motivation:** Share your passion for nurse anesthesia and articulate why you're drawn to the field.

3. **Quantify Your Accomplishments:** Use specific numbers and metrics to demonstrate the impact of your contributions.
4. **Show Your Teamwork Skills:** Emphasize your ability to collaborate effectively within a healthcare team.
5. **Convey Your Understanding of the Role:** Explain your understanding of the responsibilities and challenges of a CRNA.

Common Interview Questions

To prepare effectively, familiarize yourself with these common interview questions:

- Tell us about yourself.
- Why did you choose nurse anesthesia as a career?
- What are your strengths and weaknesses as a nurse?
- Describe a challenging patient case you've managed.
- How do you handle stress and ethical dilemmas?
- What research or clinical experience have you had in anesthesia?
- Why do you want to attend our program?

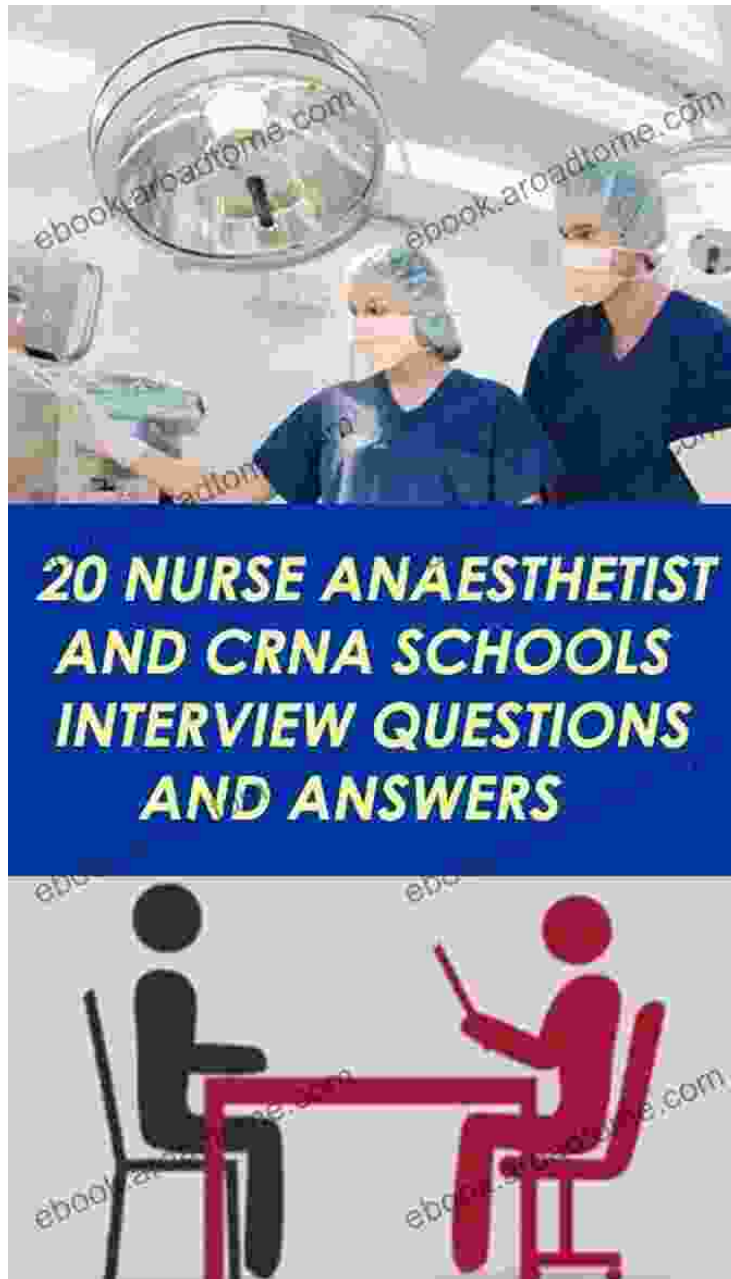
Follow-Up and Next Steps

- **Send a Thank-You Note:** Express your gratitude to the interviewers for their time and consideration.
- **Review and Reflect:** Evaluate your performance and identify areas for improvement in future interviews.

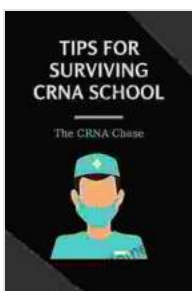
- **Follow Up:** If you don't hear back within the specified time frame, consider following up with the program to inquire about the status of your application.

Securing admission to Nurse Anesthesia School is a competitive endeavor, but with the right preparation and guidance, you can increase your chances of success. By following the comprehensive tips outlined in this article, you can develop the confidence, skills, and knowledge to impress interviewers and showcase your passion for nurse anesthesia.

Remember, the Nurse Anesthesia School Interview is an opportunity to demonstrate your commitment to the profession and your potential as a future CRNA. Approach it with confidence, authenticity, and a genuine desire to learn and contribute to the field.



**20 NURSE ANAESTHETIST
AND CRNA SCHOOLS
INTERVIEW QUESTIONS
AND ANSWERS**



**Tips For Surviving CRNA School: The CRNA Chase:
Nurse Anesthesia School Interview Tips**

★★★★★ 5 out of 5

- Language : English
- File size : 8529 KB
- Text-to-Speech : Enabled
- Screen Reader : Supported
- Enhanced typesetting : Enabled
- Lending : Enabled

FREE

DOWNLOAD E-BOOK



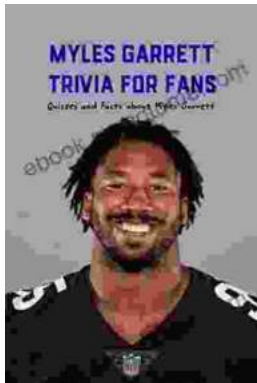
**MULTIPLE SCLEROSIS
Diet Plan & Cookbook**



BLAKE BAZEMORE

Heal Your Multiple Sclerosis: Simple And Delicious Recipes For Nutritional Healing

Are you looking for a simple and delicious way to heal your multiple sclerosis? Look no further! This cookbook is packed with over 100 easy-to-follow...



Myles Garrett: The Unstoppable Force

From Humble Beginnings Myles Garrett's journey to NFL stardom began in the small town of Arlington, Texas. Born in 1995, he grew up in a family where sports were a way...